



2020 Annual Member Meeting



Church Council



Council Functions

- **Financial Focus**
- **Meet Monthly**
- **Set Budget & Salaries**
- **Review Finances**
- **Building Projects**




Must be...

- **At Least 18 Years Old**
- **Member in Good Standing**
- **Tithing**
- **Willing & Available**
- **Good Representative**
- **Not an Employee of Life**



Church Council

- **Cere Muscarella**
- **Rhonda Barta**
- **Mindy Burch**
- **Robert Cone**
- **John Flores**
- **Tommy Gaines**
- **Skip Smith**
- **Michael Speir**



Church Council

- **Cere Muscarella**
- **Rhonda Barta**
- **Mindy Burch**
- **Robert Cone**
- **John Flores**
- **Tommy Gaines**
- **Skip Smith**
- **Michael Speir**



Church Council

- **Cere Muscarella**
- **Rhonda Barta**
- **Mindy Burch**
- **Robert Cone**
- _____
- _____
- **Skip Smith**
- _____



Nominated Candidates

- **Barry Campbell**
- Armond Davis
- Omar Perez
- Brenda Phillips
- Burns Phillips
- Rey Roman



Nominated Candidates

- Barry Campbell
- **Armond Davis**
- Omar Perez
- Brenda Phillips
- Burns Phillips
- Rey Roman



Nominated Candidates

- Barry Campbell
- Armond Davis
- **Omar Perez**
- Brenda Phillips
- Burns Phillips
- Rey Roman



Nominated Candidates

- Barry Campbell
- Armond Davis
- Omar Perez
- **Brenda Phillips**
- Burns Phillips
- Rey Roman




Nominated Candidates

- Barry Campbell
- Armond Davis
- Omar Perez
- Brenda Phillips
- **Burns Phillips**
- Rey Roman



Nominated Candidates

- Barry Campbell
- Armond Davis
- Omar Perez
- Brenda Phillips
- Burns Phillips
- **Rey Roman**




Offerings




Offering Envelopes

- **First and Last Name**
- **Donation Letters for IRS**



2019 Financial Report




Summary

Beginning Balance	178,647
Total Income	2,763,330
Total Expenses	-2,704,958
Ending Balance	236,732

Online Giving	843,750
Fees (2.11%)	17,818


30.5% of total giving was online app



Online Giving Fees


Estimates for total online = \$843,750...

	<u>fees</u>	<u>saves</u>
2.65% — 2016 rate =	22,359	
2.23% — 2018 rate =	18,815	3,544
2.11% — 2019 rate =	17,818	4,541
Using ACH saves 1.85%	6,750	15,609
0.00% — bank account bill pay	0	22,359



Account Balances

General Funds	45,430
Benevolence	4,016
Disaster Benevolence	14,323
Department Funds	13,232
Life Missions Funds	5,639
Building Fund	104,044
Storehouse Fund	50,000
Savings	47
Total Funds	236,732




Loan Balance

Building Loan

265,008

Paid principle down \$116,058 in 2019

Scheduled payoff in 2 years



Summary – Since 1985

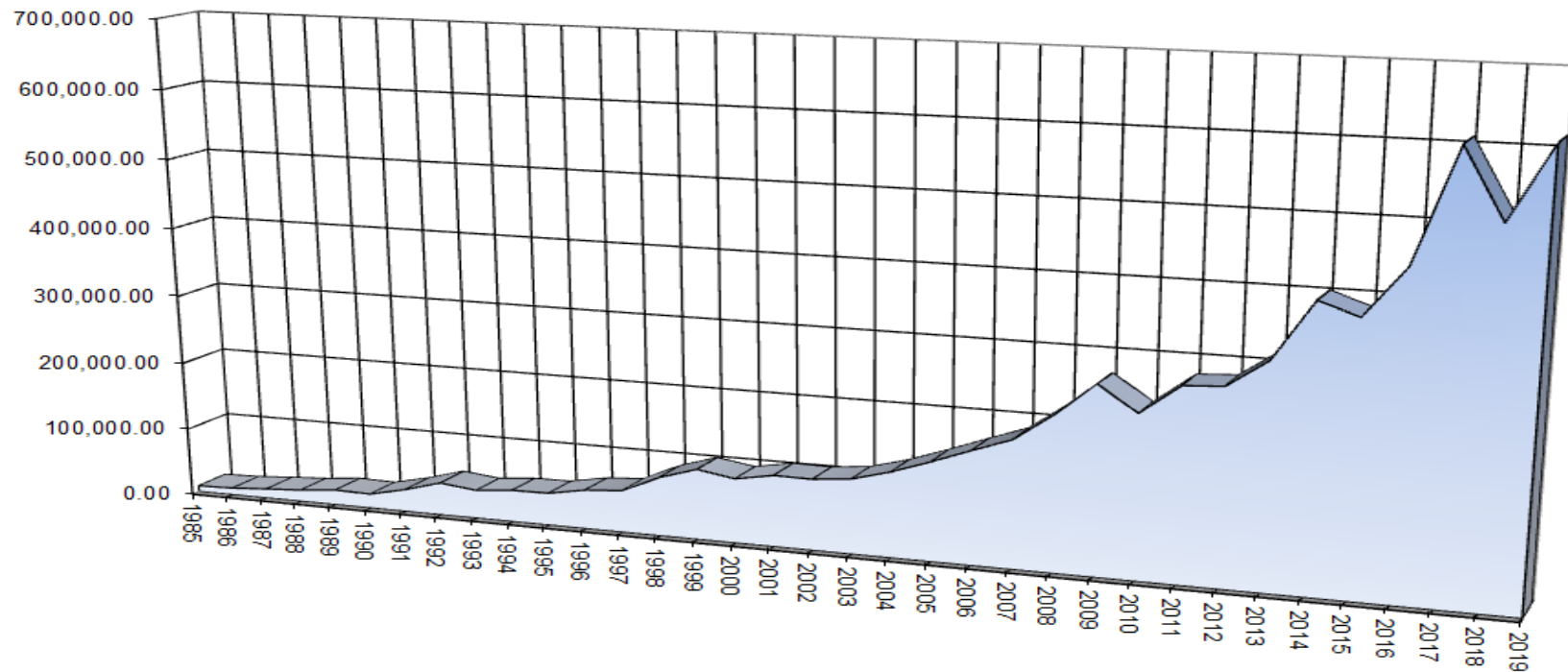
Income	33,257,372
Expenses	33,020,352
Outreach & Benev	6,210,976


**18.7% of our total income
has been used for
outreach and benevolence.**



Outreach and Benevolence

Outreach & Benevolence






Regular Income

Total Tithes/Offerings	2,453,648
Children Offerings	908
Building Funds	121,126
Departments (Donations)	1,040
Other Designated	1,776
Fund raisers, misc	72,461
General Fund Income	34,635
Total	2,685,594

1.6% decrease from 2018



Outreach Income

Benevolence	11,649
Disaster Benevolence	100
Outreach	700
Missions	65,287
Total	77,736

26.8% increase from 2018



Expenses Breakdown

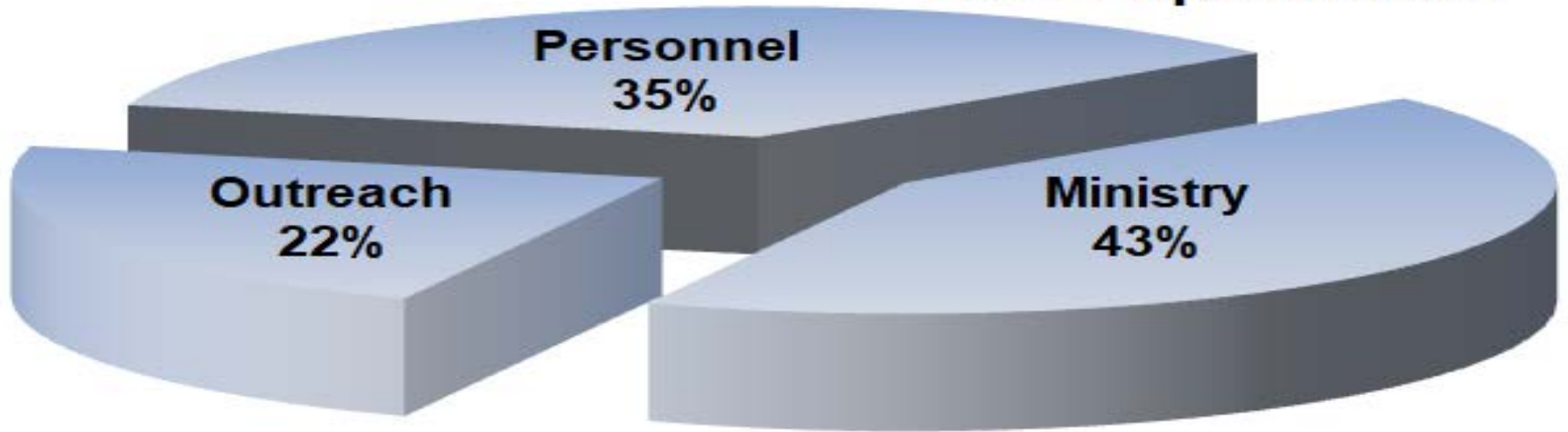
Outreach & Benev	615,563
19.8% increase, 537,827 > O/B income (77,736)	
Ministry (operation)	448,543
Facilities (265K bld/remo)	552,315
Payroll (29)	945,586
Building Loan Pmts	132,000
Other Expenses	10,949
Total	2,704,958

8.2% decrease from 2018




Expenses Pie Chart

2019 Expenditures



Ministry: Ministry, Facilities, Building, Insurances, etc.

Personnel: Salaries, Payroll Taxes, Retirement Match



People



Salvations in 2019

Life Church

313 salvations

FSQ Global (2018)

2.5 million




Avg Weekly Attendance

	2015	2016	2017	2018	2019
Sundays	804	838	778	798	827
Wednesdays (w/ La Vida ¹)	826 ¹	773 ¹	726 ¹	550	561



Youth Weekly Attendance

	2015	2016	2017	2018	2019
Nursery	53	69	71	62	54
Life Kids	347	336	302	274	271
Str8-Up	185	181	182	164	168
Life High	186	154	135	119	112



2019 Annual Report